


Viewgo modular monitor arm - desk 260



This ecosheet discloses the environmental impact of our product. We calculated the impact of our products from a lifecycle perspective and making it a key tool to guide us in minimizing our footprint.

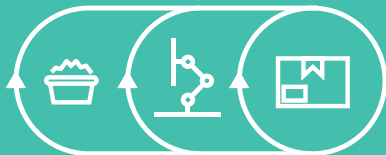
Sustainability Roadmap

Environmental Footprint



We have calculated the environmental footprint of this product in terms of the Global Warming Potential, expressed in CO_{2e}. To make this number easier to understand, we have also created the "average car equivalent"*.

Circularity Program



Give your product a second chance!

If you have any products you no longer need, send them back to us. We will refurbish them wherever possible, giving them well-deserved longer lives.

Reach out to any of our representatives or write to circularityprogram@dataflex-int.com if you are interested in extending the lifecycle of your products too!

Recycling

Reduced environmental impact through proper recycling



If the product in the end is unrepairable, with proper recycling, we can still help recover a portion of environmental footprint through the recycling process.

Offsetting

As a final measure, we offset both direct and indirect environmental impacts in our business operations (A - C below) with our partner. Our commitment is to continuously reduce our impact, minimizing the need for compensation in the long run.

Environmental footprint in detail

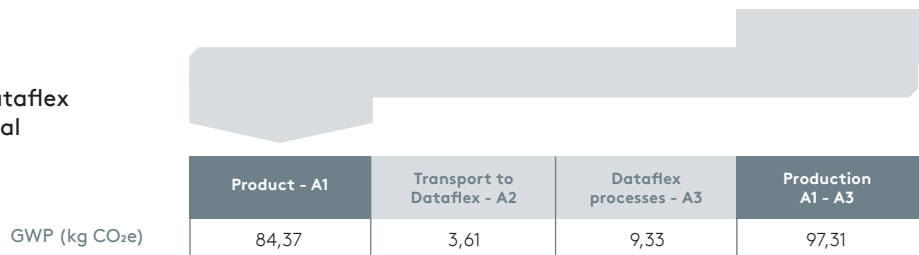
In the following section we demonstrate the materials used in the product, specifying the percentage of recycled content, material recyclability, and the total impact of the product throughout all stages of its lifecycle, measured in Global Warming Potential (GWP).

Product & Packaging

Material	Weight (g)	% of total weight	% of recycled content	Recyclable (Yes/No)	GWP (kg CO ₂ e)
Steel	5380	45,89	0	Y	25,80
Aluminum	5020	42,81	15	Y	46,78
ABS	8	0,07	0	Y	0,04
Powder coating	38,9	0,33	10	Y	1,28
Nylon 6	962	8,20	20	Y	9,28
EVA	21	0,18	5	Y	0,08
Zn alloy	108	0,92	15	Y	0,74
POM	36	0,31	20	Y	0,17
Cardboard	151	1,29	100	Y	0,20
Total Product	11724,9	100%	10%	100,0%	84,37

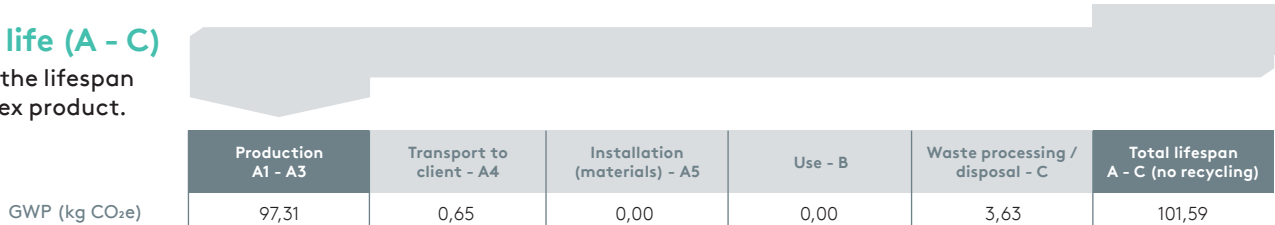
Production (A1 - A3)

Production of the product, transport to Dataflex and processes at Dataflex make up the total production phase.



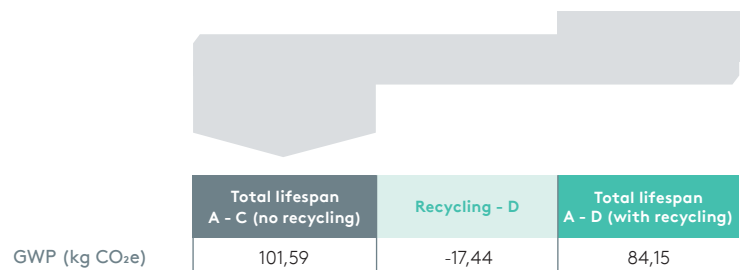
Product life (A - C)

The rest of the lifespan of a Dataflex product.



Recycling (A - D)

With proper recycling we can drastically reduce the environmental footprint of a product.



Contact

For any questions or remarks, please feel free to contact our Quality, Health & Safety and Environment department at qhse@dataflex-int.com
www.dataflex-int.com

The calculations to create this ecosheet were performed in cooperation with Ecochain BV
www.ecochain.com

This Ecosheet is a brief synopsis of LCA information disclosed by Dataflex. Full Environmental Product Declarations (EPD's) are available for selected products. The data provided in this sheet is collected in collaboration with our suppliers and calculated with Ecochain. We continuously work to improve the accuracy and reliability of our data and processes as we strive to enhance our transparency and sustainability efforts.

* 1 kg CO₂e is equal to 3.14 km with the average car (source: Ecoinvent 3.2). ** Recyclability of the product: sum of the weight of recyclable material / total product weight.